

**VENTOCOOL
INSTAL**

HVAC, Aer Conditionat
Ventilatie, Incalzire



VENTOXX

Vital Air

**Comfort and energy-saving
to every home!**

VENTOXX LLC

- ✓ **Ukrainian manufacturer of HRV (heat recovery ventilation units)**
- ✓ **TM Ventoxx[®] – registered Trade Mark**
- ✓ **Established in Kharkiv city 2010**
- ✓ **German representative office in Germany since 2016**

VENTOXX
Vital Air

TM Ventoxx®

History of Ventoxx



Florian Lammayer
Founder

Certified Civil Engineer,
certified designer of passive
houses.

**Developer and engineer of
Ventoxx HRV**



TM Ventoxx[©]

History of Ventoxx

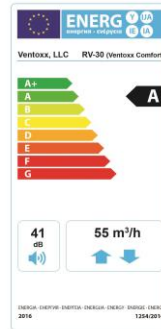
Aleksandr Novitskiy
Founder
Director

preparation and launch of a new product on the market
set up full production cycle in Ukraine
close cooperation with NSC "Institute of Metrology"
achievement of German quality and energy efficiency indicators



Ventoxx Product Range

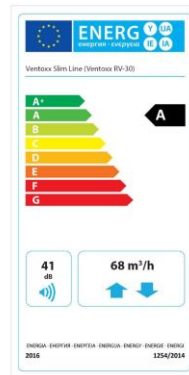
Ventoxx Harmony



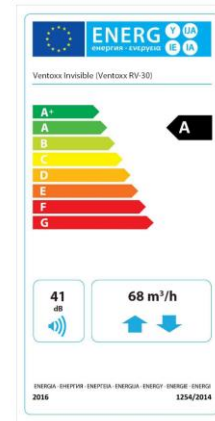
Ventoxx Comfort




Ventoxx Slim Line



Ventoxx Invisible



Pairwise operation principle



Ventoxx recommends installing the HRV **in pairs!** This allows you to provide continuous air exchange without creation pressure differences in the room.

Nevertheless, installing **even one** HRV in any room will give a tangible improvement in air quality!

NEW: Ventoxx Harmony



Ventilation volume
17- 50 m³/h



74 - 86 % heat recovery,
ceramic heat exchanger
(Germany)



Remote control
or Twist control



Noise level
16...22 dB



Power consumption
1,6-2,6 W/h



-20 ... +50 operating
temperature



Elegant modern appearance with
LED-indication



Diameter of hole
from 160 mm



Wall thickness
from 380 mm

Ventoxx Harmony



Due to special design of inner front panel the **air flow is directed to the sides and upward** (along the walls and ceiling), thus the user have less feeling of air draft.



Inner front panel has built-in **heat and noise insulation**



Standard length of **air duct** is 0.5 m or 0.75 m. Maximum length air duct 1.5 m. The length of air duct can be adjusted by trimming.



Optional: **metal** outer ventilation **hood** or **plastic grille**



Harmony ventilation control

OPERATION MODES

- 3 operation modes with reversible fan (with heat recovery).
 - 3 operation modes without reversing, for air supply (without heat recovery).
 - 3 operation modes without reversing, for air exhaust (without heat recovery).
- 1 operation mode for intensive air ventilation for air supply.
- 1 operation mode for intensive ventilation for air exhaust.

Twist control



All functions are set with just one rotary knob.

Made on the basis of fittings from a French manufacturer “Legrand”.

All HRVs connected to one Twist operate as a unified ventilation system.

Connection up to 4 HRV to 1 Twist.

Remote Control

Simple solution, ready to function, no need of installation.

All functions are controlled with 10 intuitive buttons.

Connection up to 2 HRV to 1 RC.



Ventoxx Comfort



Ventilation volume
21, 35, 50, 60, 68 m³/h



70 - 91 % heat
recovery



Twist control



Noise level
17, 22, 33, 38, 41 dB



Power consumption
1,6-2,75; 4,78 W/h



-20 ... +50 operating
temperature



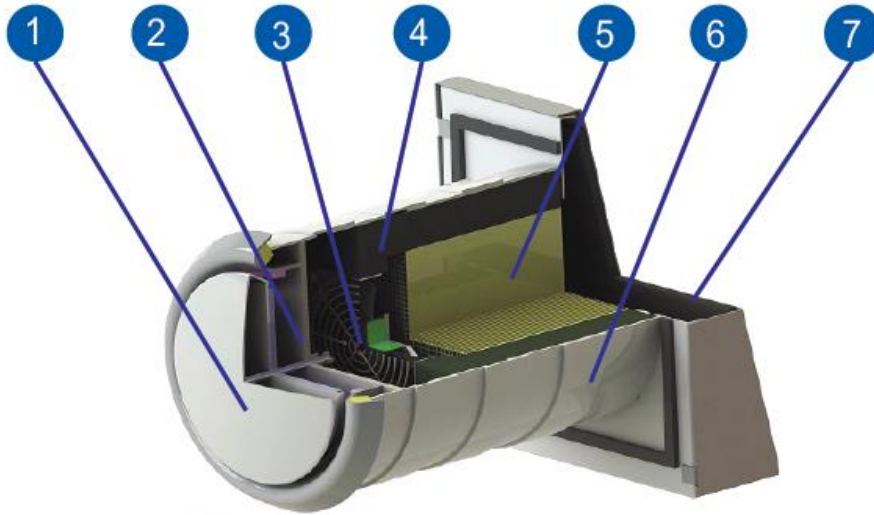
Diameter of hole
from 235 mm



Wall thickness
from 290 mm



Ventoxx Comfort consists of*:



- 1 Front intake diffuser
- 2 Filter class G3
- 3 Reversible fan
- 4 Insulator
- 5 Ceramic heat exchanger
- 6 Air duct made of stacked rings
- 7 Metal outer ventilation hood

* Control unit is ordered additionally

Comfort / Slim / Invisible ventilation control

OPERATION MODES

- 5 operation modes with reversible fan (with heat recovery).
- 5 operation modes without reversing, for air supply (without heat recovery).
- 5 operation modes without reversing, for air exhaust (without heat recovery).
- 1 operation mode for intensive air ventilation for air supply.
- 1 operation mode for intensive ventilation for air exhaust.

Twist control

All functions are set with just **one rotary knob**.

Made on the basis of fittings from a French manufacturer “**Legrand**”.

All HRVs connected to one Twist operate as a unified ventilation system.

Connection up to 4 HRV to 1 Twist.



Ventoxx Comfort



Best suited for installation in:

private houses
villas
cottages
schools
kindergartens
institutes
office buildings
premises with open space
restaurants
beauty salons
yoga studios

Ventoxx Comfort



Ventoxx Slim Line



Ventoxx Slim Line is specially designed for buildings with **very thin exterior walls** (from 150 mm till 290 mm). Insulated compensation box adds missing wall thickness while the metal outer ventilation hood protects against adverse weather conditions.

A complete Slim unit consists of components*:

1. Front intake diffuser
 2. Filter class G3
 3. Reversible fan
 4. Insulator
 5. Ceramic heat exchanger (Germany)
 6. Air duct made of stacked rings
 7. Heat ring
 8. Compensation box
 9. Metal outer ventilation hood
- * Control unit is ordered additionally

Ventoxx Slim Line




Best suited for installation in:

Frame houses and houses from SIP panels, window transoms

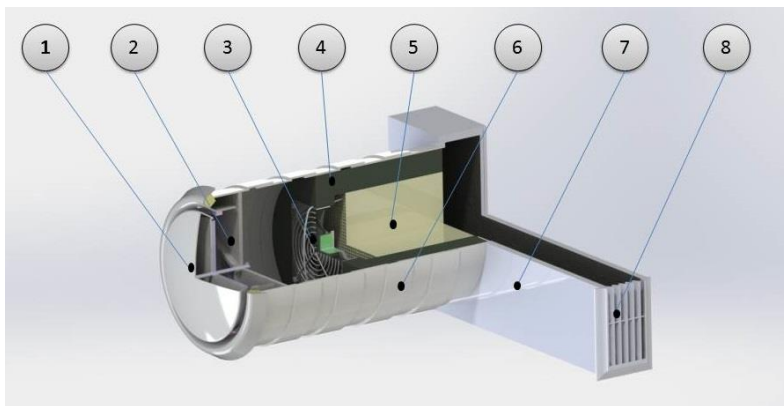
Ventoxx Slim Line



Ventoxx Invisible



Can be installed in houses only before the external thermal insulation. HRV **is not visible from the outside** so that the facade of the building has no visible ventilation grids. This is the choice of our most demanding customers who have high requirements for the facade finishing of their buildings. Ventoxx Invisible provides maximum efficiency by low noise level.



A complete Invisible unit consists of components*:

1. Front intake diffuser
 2. Filter class G3
 3. Reversible fan
 4. Insulator
 5. Ceramic heat exchanger (Germany)
 6. Air duct made of stacked rings
 7. Compensation box
 8. Metal outer ventilation hood
- * Control unit is ordered additionally


Ventoxx Invisible



Best solution for the Developers: Two-stage installation of Comfort HRV

Stage 1

Ventoxx Comfort RV-30 as a preparation kit



Preparation kit installation **is 25 cheaper** at the construction stage rather than at final stage. It is **safe and secure** due to special patented ribbed stacked rings:

- no deformation during building shrinkage;
- without trimming of air duct as its length is adjusted by the set of the rings;
- time saving and cost reduction.



Best solution for the Developers: Two-stage installation of Comfort HRV

Stage 2

Ventoxx Comfort RV-30 as a preparation kit



Minimum investments: finishing kits are usually ordered much later than preparation kit without the need to freeze funds.

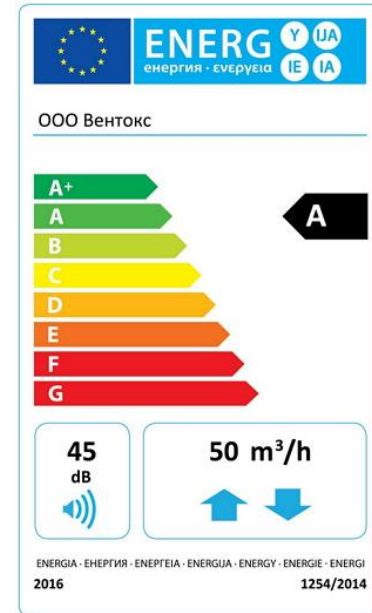
Safety: indoor units are stored at a secure Distributor's warehouse until fit off to protect from theft or damage on construction sites.

Quick and **easy finishing kit installation** at the end of construction



Why Ventoxx? Strong features

- Recuperation efficiency (efficiency factor) **up to 91%**
- Energy efficiency class of all HRV: **A**
- The **ceramic** heat exchanger has the most optimal performance in terms of **heat preservation and frost resistance**
- **Frost resistance** of products: no freezing and icing at temperatures down to -30 ° C
- There is **NO** condensate accumulation in Ventoxx HRV
- A range of products for **all types** of buildings, with any wall thickness
- **Special solutions**: for frame houses, for invisible installation on the facade, for preparing a building object for subsequent quick installation.
- Installation time no more than **2 hours**





VENTOXX
Vital Air

Date contact:

SC VENTOCOOL INSTAL SRL

Adresa: Str. Garii 66, Targu Secuiesc, Jud. Covasna

Web: <https://ventocool.ro/>

Nr. Telefon, Whatsapp: **0745 898 529**

E-mail: info@ventocool.ro



**VENTOCOOL
INSTAL**

**HVAC, Aer Conditionat
Ventilatie, Incalzire**

